

MS 1054



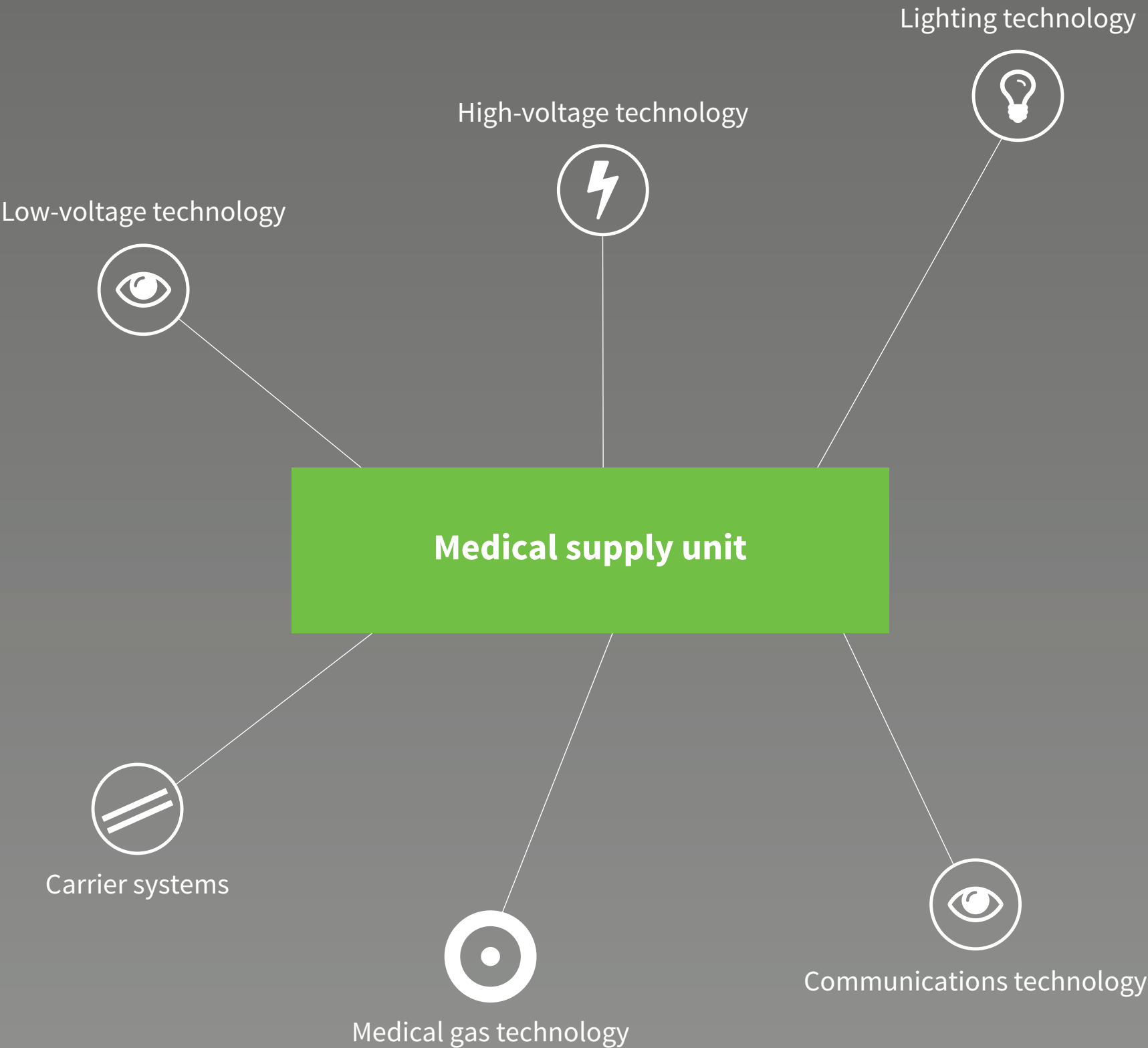


fig. 001 | Chart Medical Supply System

OUR MODULAR CONCEPT:
FLEXIBLE COMBINATIONS AND TOTALLY CUSTOMISABLE!

What makes the medical supply units from **modul technik** so special? Actually everything! This is because our Class B medical products are modular in their design and can be easily and cost-effectively adjusted through combinations and customisations to the most diverse areas of application.

This is how we meet all the essential requirements for the optimum supply of the patient place with low and high voltage current, data and communications technologies and medical gases, and thereby enable the adaptation of diverse medical apparatus. Our individual design options as regards the colour, material and image motifs applied make each unit that we deliver a unique, connection-ready device.

Our ideal scenario is when we can work closely with you early in the planning phase of your facility. Then we can give architects and planners valuable and project-specific advice and assistance, saving you both time and effort.

All our basic modules are made from high-quality aluminium with its inherent long durability and ease of use. The powder coatings of all extruded aluminium profiles take specific hospital hygiene requirements into account and can be supplied in any colour you want from the RAL or NCS colour scale.

For those areas where particular comfort is to be provided, we also use wood décor and decorative graphics to transform a technical assistance device into an elegant piece of furniture. You can choose from our standard range or choose whatever you want. Whether you want atmospheric photos, artistic graphics, paintings or image-text combinations, we create all graphics in high-resolution, brilliant quality digital printing.

It goes without saying that all our products meet the “Essential Requirements” of EU Directive 93/42/EEC and are manufactured according to DIN EN ISO 11197. Our products only leave our premises after rigorous final testing for functionality and workmanship quality. This is also guaranteed by our quality management system that is certified according to DIN EN ISO 9001 and DIN EN ISO 13485.

STANDARD DESIGN

You do not have any customisation requirements and simply want to install proven and well-tested systems. Then we recommend our standard units to you which are described in more detail in an information box on many product pages. We can offer you these standard products at special conditions.

GENERAL EQUIPMENT FEATURES

GENERAL EQUIPMENT HIGH-VOLTAGE TECHNOLOGY



The medical supply unit can be equipped with both earthed sockets (230 V/16 A with control light) and with CEE sockets (230 V/16 A 3 pole or 400 V/16 A 5-pole). The brand, number and electric circuit types of the installation elements and the voltage type of the supply voltage are specified depending on the project. Potential equalisation sockets can also be specified in accordance with the number of sockets.

As a preference PEHA COMPACTA safety sockets are installed.

Custom installation of additional elements is also possible. The electrical connecting terminal block is factory-installed and wired to the electrical equipment.

GENERAL EQUIPMENT MEDICAL GAS TECHNOLOGY



The medical supply unit is connected to the on-site medical gas supply at the central feed-in point. Current is usually supplied to the media either laterally, at the back or from the top directly into the respective media-specific channels or ceiling columns. The copper pipes installed inside the supply unit meet the quality requirements for medical gases according to DIN EN ISO 7396-1.

If required, the system is delivered ready for use with integrated tapping points according to DIN EN ISO 9170-1 and DIN EN ISO 9170-2. Market-available brands such as DRÄGER, GREGGERSEN, HEYER, MEDAP or other country-specific brands can be installed. Based on the specific project, the specialist planners will decide whether single or dual-circuit systems are to be used.

GENERAL EQUIPMENT MONITORING AND COMMUNICATIONS TECHNOLOGY



The connection sockets for monitors and patient monitoring devices are usually provided by the operator. In other cases we can arrange for delivery in consultation with the planners. Whereas specialist companies connect the monitor systems, we of course install all connector systems, sockets and IT inputs in accordance with manufacturer specifications. This is the best possible preparation for a fast and smooth apparatus connection after the installation of the supply unit.

GENERAL EQUIPMENT APPARATUS CARRIER SYSTEM G 1000



The apparatus carrier system (25x10 mm) is used to attach medical accessories such as flowmeters, catheter baskets, examination lights and much more. Consult our comprehensive Accessories Catalogue for a wide range of equipment options.

GENERAL EQUIPMENT LIGHTING TECHNOLOGY



There are many different lighting technology options available for the optimum lighting of the workplace and for the patient environment.

These include lamps for indirect general lighting, reading and examination lighting and lamps to provide lighting orientation. All technical data and lighting options can be found in the table on the respective product page.

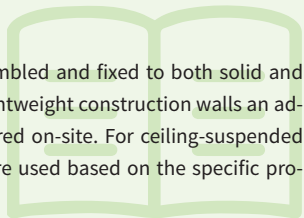
Lighting modules meet the standards listed in DIN 5035 “Interior room lighting by artificial light” - Part 3, lighting in hospitals and in DIN EN ISO 11197. The lighting modules used in 2E user group rooms are generally equipped with low-stray field ballasts and are subjected to an EMC test.

Furthermore, many units can also be equipped with the bio-dynamically effective Visual Timing Light. More information on this can be found in the next chapter.

ASSEMBLY, CLEANING, MAINTENANCE AND REPAIR

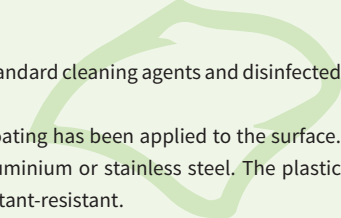
ASSEMBLY

The medical supply unit can be assembled and fixed to both solid and lightweight construction walls. For lightweight construction walls an additional supporting structure is required on-site. For ceiling-suspended supply units, supporting structures are used based on the specific project.



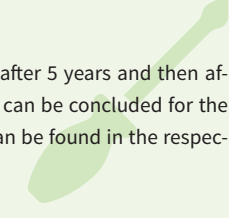
CLEANING

The supply unit can be cleaned with standard cleaning agents and disinfected with alcohol-free disinfectants. A high-quality electrostatic powder coating has been applied to the surface. Blank parts are made of anodised aluminium or stainless steel. The plastic components are cleaning and disinfectant-resistant.



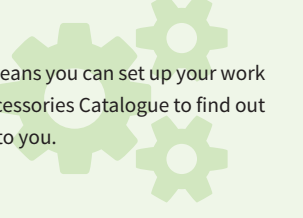
MAINTENANCE AND REPAIR

The system must be maintained for the first time after 5 years and then after every 2 years. A contractual service agreement can be concluded for the maintenance work if required. More information can be found in the respective operating instructions.



ACCESSORIES

Our comprehensive range of accessories means you can set up your work area exactly as you want it. Consult our Accessories Catalogue to find out about the wide range of options available to you.



MS 1054

drawer module

**MORE FREE SPACE THROUGH
FREESTANDING PLACEMENT
IN THE ROOM**

With our **MS 1054** media column which can be installed freestanding in the room, we offer you a flexible system for all room situations in which wall-mounted supply systems are out of the question.

The core of the system is a compact media column which is firmly anchored to the floor and ceiling and in which all required media accesses such as medical gases, high voltage current, data and communications technologies are integrated.

The optionally available accessories make the **MS 1054** a multi-purpose and flexible treatment station. Side-mounted stainless steel tubes incorporate infusion bottle holders, lighting elements and other aids. But storage consoles and drawer pull-outs can be installed at any height you want – ideal for every work situation and always exactly where they are required in the room.



MS 1054

MORE FREE SPACE THROUGH FREESTANDING PLACEMENT IN THE ROOM

TECHNICAL DATA

(country-specific differences possible)
Further technical data and design options
on request

Electric specifications

Nominal voltage: 230 V - 240 V / 50 Hz - continuous operation
Protection class: I
Protection type: IP 20



Lighting technology LED downlight (optional)

Nominal voltage: 95 V - 260 V / 50 - 60 Hz
Protection class: II
Operating type: electronic converter (1-3,6 W)
Lamp output: 1 W
Protection type: IP 20



Operating pressure of medical gas technology

Oxygen: 5 bar
Compressed air: 5 bar
Vacuum: - 0,8 bar
Laughing gas 5 bar
CO₂: 5 bar
AGSS: 5 bar



General information

Media current feed: From the top
Optional support tubes: Side-mounted, rigid or swivel
Total additional load: Max. 160 kg



fig. 058 | MS 1054, floor connection with column

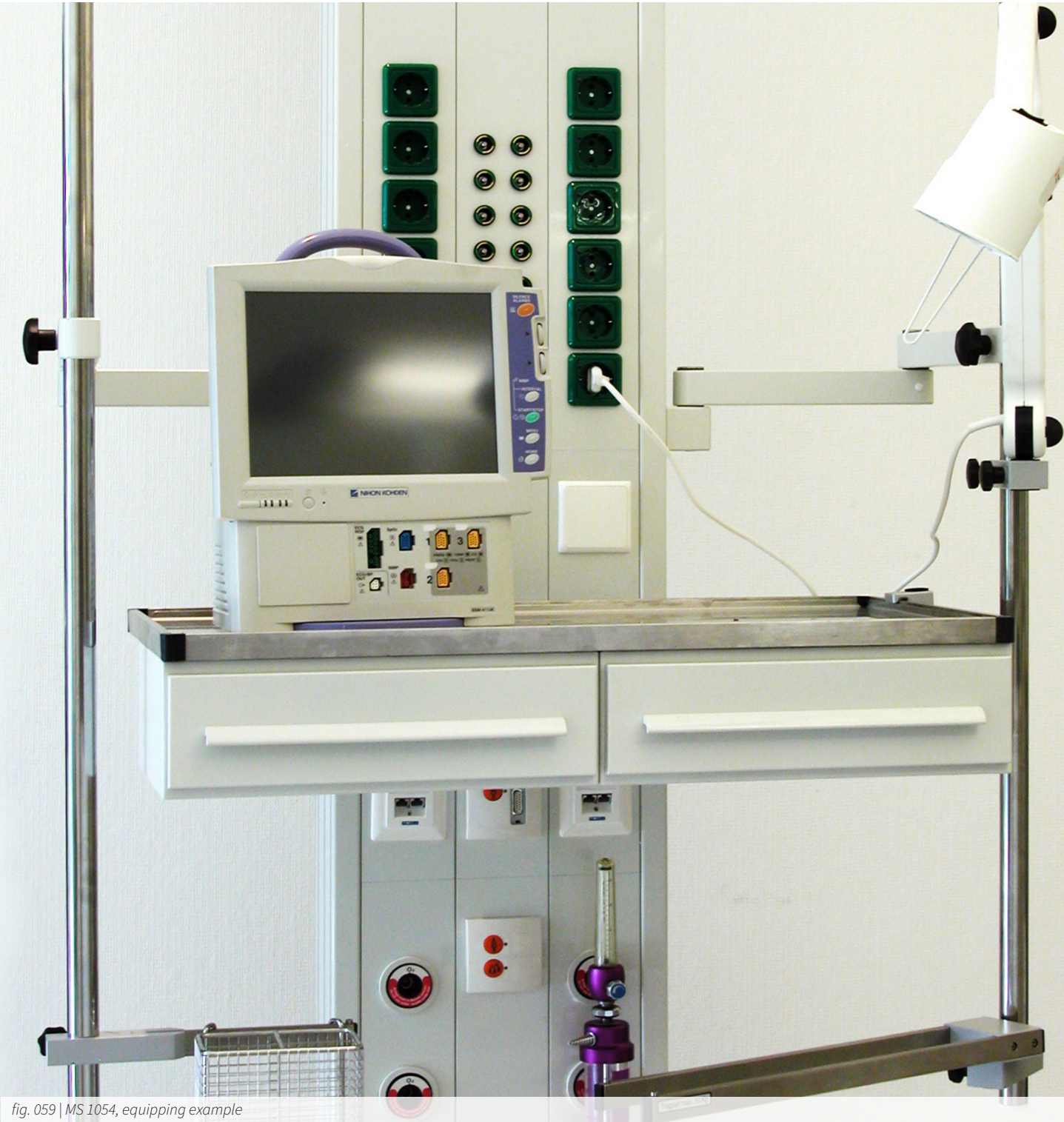


fig. 059 | MS 1054, equipping example

tab. 025



modul technik

Medizinische Versorgungssysteme und Geräte
medical supply systems and equipment

modul technik GmbH | Rudolf-Diesel-Straße 5 | D-56410 Montabaur
Phone: +49(0)26 02 / 94 49-0 | Fax: +49(0)2602 / 94 49-11
E-Mail: info@modul-technik.de | Internet: www.modul-technik.de

The technical data in the catalogues as well as the weight, load and dimensions have been issued to the best of our knowledge.
Errors reserved. We reserve the right to make technical alterations for the purpose of progress.

CE 0044

